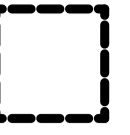







KEY

-  Guildford Borough Boundary
-  Land Parcel Boundary
- A1** Land Parcel Reference Number
-  Countryside Beyond the Green Belt (CBGB)

Green Belt Sensitivity

-  Low Sensitivity
-  Medium Sensitivity
-  High Sensitivity

Guildford Borough
Green Belt and Countryside Study
**Green Belt Purposes
Sensitivity Assessment**

Drawing Ref: BNL.0287_36-A
Client : Guildford Borough Council

1 : 40,000 @ A1
31st March 2014
Team RF/AD

